

GoECOlife™

For More Info

Click Here ---->



COMMERCIAL SHREDDER SERIES



For More Info

Click Here --->





Contents

Welcome/Green Features2

Innovative Features 3

GoEcolife™ Commercial Shredder Series
(Features, Warranty & Technical Specifications)

 I. 12-Sheet Micro-Cut (GMC120D)4

 II. 16-Sheet Cross-Cut (GXC160T).....5

 III. 18-Sheet Cross-Cut (GXC180T).....6

 IV. 20-Sheet Cross-Cut (GXC200T).....7

 V. 30-Sheet Strip-Cut (GSC3020T)8

 VI. 16-Sheet Cross-Cut (GXC1620T)9

Shredder Diagram..... 10

VoiceAssist™ & InfoCenter™ Features 11

Bin Full Indicator & Control Panel Features..... 11

GoEcolife™ Commercial Shredder Series

 Quick View 12 - 13

Warnings 14

Installation 15

Safety Instructions 15

Operation..... 16 - 20

Warranty 21

Return Instructions 21

Registration & Contact Info..... 21

GoEcolife™ Commercial Shredder Accessories

 Clear Shredder Bags • Waste Liners..... 23

 Lubricant Sheets 24



Click Here --->

Welcome / Green Features

Thank you for choosing the green option in paper shredding. While meeting the increasing needs in document shredding and security, our GoECOLife™ Commercial Shredder series were made with environmental issues in mind.



CarbonFree® Certified

This product is carbon neutral. It meets Carbonfund.org's CarbonFree® Product Certification protocol which requires third-party life cycle assessment of the product's carbon footprint, and carbon reductions in support of third-party validated renewable energy and reforestation projects. To learn more, visit www.carbonfund.org/ products.



GoECO™

Energy-Saving Technology

Prevents power drain (phantom load) when your shredder is not in use. Save energy! Save money!



RoHS Compliant

(Restriction of Hazardous Substances)

Meets RoHS standards that restrict the use of hazardous substances such as lead, mercury and other heavy metals.



Green Packaging

Recycled (or partially recycled) and biodegradable materials were used for packaging and printed materials. No styrofoam, plastic tape or plastic bags were used to package this product. Fewer trees were sacrificed to package your shredder!

Innovative Features

1 **Vortex™** Cutting System
Ensures optimal performance.

2 **VOICE Assist™** Technology
Passive, audio troubleshooting feature with volume control.

3 **InfoCenter™** LCD panel
Displays visual flashing alerts.

4 **zerojam™**
Overfeed Prevention Technology
Eliminates paper jams.

5 **Dynamic Bin-Full Indicator**
Flashing LED meter displays waste level progressively.

6 **T-Door™** Space-Saving Design
Ergonomically designed doors for easier basket removal in tight spaces.

7 **CD/DVD Throat**
Separate Waste Bin
Keeps plastic waste out of your paper waste.

8 **ParticleSweeper™**
Waste Leveler
Increases bin capacity by evenly distributing and leveling shred particles.

All-Quiet™ Operation
So you don't disturb those around you.



Click Here --->

GoECOlife™ Commercial Shredder Series 12-Sheet Micro-Cut GMC120D

2
years
limited product
warranty

7
years
limited cutter
warranty

1



Innovative Features

- **Vortex™** Cutting System
- **VOICE Assist™** Technology
- **InfoCenter™** LCD panel
- **ZeroJam™** Overfeed Prevention Technology
- **CD/DVD Throat** Separate Waste Bin
- **All-Quiet™** Operation

Recommended Supplies

- **GoECOlife™** lubricant sheets
Prolong your shredder life. (Item #GLS24)
- **GoECOlife™** clear shredder bags
Customized size for this shredder model. (Item #GBL-0612A)

Technical Specifications

Model	GMC120D
Cutting Style	Micro-Cut
Shred Size	0.12" x 0.35" (3 x 9mm)
Sheet Capacity	12 sheets
Shred Speed Max Sheet Capacity	5.74 ft/min (1.75 m/min)
Intake Throat Width	8.66" (220mm)
Voltage	120V/60Hz
Dimensions (L x W x H).....	16.14" x 11.7" x 23.62" (410 x 297 x 600mm)
Weight.....	33.07 lb (15 kg)
Receptacle Volume.....	6.1 gallons (23.1 liters)
Noise Level (Motor)	55 dB

GoECOlife™

Commercial Shredder Series

16-Sheet Cross-Cut GXC160T

2
years
limited
product
warranty

7
years
limited
cutter
warranty



Innovative Features

- **Vortex™** Cutting System
- **VOICE Assist™** Technology
- **InfoCenter™** LCD panel
- **z e r o j a m™** Overfeed Prevention Technology
- **T-Door™** Space-Saving Design
- **All-Quiet™** Operation

Recommended Supplies

- **GoECOlife™** lubricant sheets
Prolong your shredder life. (Item #GLS24)
- **GoECOlife™** clear shredder bags
Customized size for this shredder model.
(Item #GBL-1012B)

Technical Specifications

Model	GXC160T
Cutting Style	Cross-Cut
Shred Size	0.16"x1.57" (4 x 40mm)
Sheet Capacity	16 sheets
Shred Speed Max Sheet Capacity	10.01 ft/min (3.05 m/min)
Intake Throat Width	9.06" (230mm)
Voltage	120V/60Hz
Dimensions (L x W x H).....	15.35" x 11" x 24.41" (390 x 280 x 620mm)
Weight.....	38.58 lb (17.5 kg)
Receptacle Volume.....	7 gallons (26.5 liters)
Noise Level (Motor)	60 dB

Click Here --->

GoECOlife™ Commercial Shredder Series 18-Sheet Cross-Cut GXC180T

2
years
limited
product
warranty

7
years
limited
cutter
warranty



Innovative Features

- **Vortex™** Cutting System
- **VOICE Asst™** Technology
- **InfoCenter™** LCD panel
- **z e r o j a m™** Overfeed Prevention Technology
- **T-Door™** Space-Saving Design
- **All-Quiet™** Operation

Recommended Supplies

- **GoECOlife™** lubricant sheets
Prolong your shredder life. (Item #GLS24)
- **GoECOlife™** clear shredder bags
Customized size for this shredder model. (Item #GBL-1512C)

Technical Specifications

Model	GXC180T
Cutting Style	Cross-Cut
Shred Size	0.16"×1.57" (4 x 40mm)
Sheet Capacity	18 sheets
Shred Speed Max Sheet Capacity	12 ft/min (3.66 m/min)
Intake Throat Width	9.06" (230mm)
Voltage	120V/60Hz
Dimensions (L x W x H).....	16.54" x 13.19" x 26.26" (420 x 335 x 667mm)
Weight.....	46.3 lb (21 kg)
Receptacle Volume.....	10 gallons (37.85 liters)
Noise Level (Motor)	60 dB

Click Here -->

GoECOlife™

Commercial Shredder Series

20-Sheet Cross-Cut GXC200T



limited product warranty



limited cutter warranty

IV



Innovative Features

- **Vortex™** Cutting System
- **VOICE Assist™** Technology
- **InfoCenter™** LCD panel
- **z e r o j a m™** Overfeed Prevention Technology
- **Dynamic** Bin-Full Indicator
- **T-Door™** Space-Saving Design
- **CD/DVD Throat** Separate Waste Bin
- **ParticleSweeper™** Waste Leveler
- **All-Quiet™** Operation

Recommended Supplies

- **GoECOlife™** lubricant sheets
Prolong your shredder life. (Item #GLS24)
- **GoECOlife™** clear shredder bags
Customized size for this shredder model. (Item #GBL-2212D)

Technical Specifications

Model	GXC200T
Cutting Style	Cross-Cut
Shred Size	0.16"x1.38" (4 x 35mm)
Sheet Capacity	20 sheets
Shred Speed Max Sheet Capacity	12.14 ft/min (3.7 m/min)
Intake Throat Width	9.45" (240mm)
Voltage	120V/60Hz
Dimensions (L x W x H).....	17.52" x 14.45" x 32.01" (445 x 367 x 813mm)
Weight.....	84.22 lb (38.2 kg)
Receptacle Volume.....	15 gallons (56.8 liters)
Noise Level (Motor)	53 dB

Click Here -->

GoECOlife™ Commercial Shredder Series 30-Sheet Strip-Cut GSC3020T

3
years
limited
product
warranty

**LIFE
TIME**
limited
cutter
warranty



Innovative Features

- **VOICE Assist™** Technology
- **InfoCenter™** LCD panel
- **ZeroJam™** Overfeed Prevention Technology
- **T-Door™** Space-Saving Design
- **CD/DVD Throat** Separate Waste Bin
- **All-Quiet™** Operation
- **Solid Steel Cutters**

Recommended Supplies

- **GoECOlife™** lubricant sheets
Prolong your shredder life. (Item #GLS24)
- **GoECOlife™** clear shredder bags
Customized size for this shredder model. (Item #GBL-3212E)

Technical Specifications

Model	GSC3020T
Cutting Style	Strip-Cut
Shred Size	0.24" (6mm)
Sheet Capacity	30 sheets
Shred Speed Max Sheet Capacity	20.67 ft/min (6.3 m/min)
Intake Throat Width	10.43" (265mm)
Voltage	120V/60Hz
Dimensions (L x W x H).....	21.34" x 18.11" x 34.92" (542 x 460 x 887mm)
Weight.....	95.9 lb (43.5 kg)
Receptacle Volume.....	27.2 gallons (103 liters)
Noise Level (Motor)	53 dB

Click Here ---->

GoECOlife™

Commercial Shredder Series

16-Sheet Cross-Cut GXC1620T

3
years
limited
product
warranty

LIFE
TIME
limited
cutter
warranty



Innovative Features

- **Vortex™** Cutting System
- **VOICE Assist™** Technology
- **InfoCenter™** LCD panel
- **z e r o j a m™** Overfeed Prevention Technology
- **Dynamic** Bin-Full Indicator
- **T-Door™** Space-Saving Design
- **CD/DVD Throat** Separate Waste Bin
- **ParticleSweeper™** Waste Leveler
- **All-Quiet™** Operation

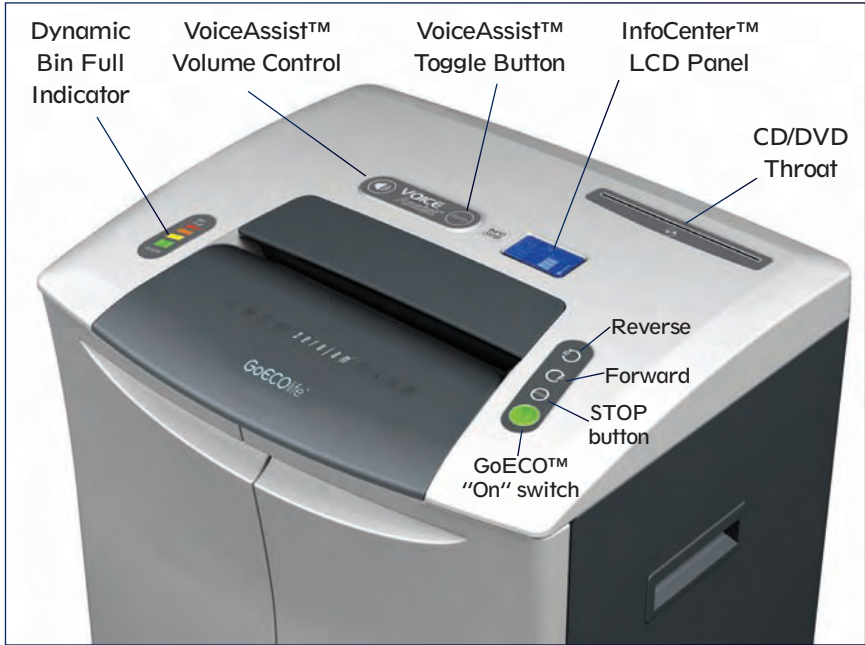
Recommended Supplies

- **GoECOlife™** lubricant sheets
Prolong your shredder life. (Item #GLS24)
- **GoECOlife™** clear shredder bags
Customized size for this shredder model. (Item #GBL-3212E)

Technical Specifications

Model	GXC1620T
Cutting Style	Cross-Cut
Shred Size	0.16"x1.38" (4 x 35mm)
Sheet Capacity	16 sheets
Shred Speed Max Sheet Capacity	20.67 ft/min (6.3 m/min)
Intake Throat Width	10.43" (265mm)
Voltage	120V/60Hz
Dimensions (L x W x H).....	21.34" x 18.11" x 34.92" (542 x 460 x 887mm)
Weight	101.41 lb (46 kg)
Receptacle Volume.....	27.2 gallons (103 liters)
Noise Level (Motor)	53 dB

Diagram



Click Here ---->

VoiceAssist™ & InfoCenter™ Features

VoiceAssist™
Volume Control
Button

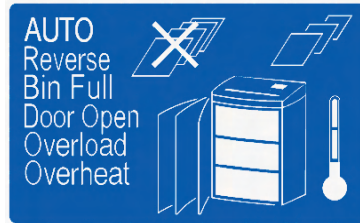


On/Off
VoiceAssist™
Toggle Button

The VoiceAssist™ feature works in conjunction with the InfoCenter™ display below. To activate, push the “INFO” button and the VoiceAssist™ system will verbally explain the status of the shredder and will help you troubleshoot the most common problems which may arise during the operation of the shredder.



InfoCenter™ LCD Panel for
Commercial Shredders



InfoCenter™ LCD Panel for
Commercial Shredders



Bin Full Indicator & Control Panel Features

- The Bin Full Indicator will light up in different colors to display the current amount of shredded waste in the waste bin.
- The control panel contains the main operation functions.

The illustration below shows each color and the corresponding waste level.

Available only on Commercial Shredders:  



Red - Full
 Orange - 3/4 Full
 Yellow - 1/2 Full
 Green - 1/4 Full or less

Please see the “Operation” section starting on page 16 for instructions on these buttons.



GoECOlife™ **COMMER**



Certified CarbonFree®**



Energy-Saving Technology prevents phantom power loss



Meets RoHS standards that restrict the use of hazardous substances

Featuring

Vortex™
Cutting System

VOICE
Assist™

z e r o j a m™

ParticleSweeper™
Waste Leveler



GoECOlife
**12-Sheet Micro-cut
GMC120D**



GoECOlife
**16-Sheet Cross-cut
GXC160T**



GoECOlife
**18-Sheet
GXC180T**

Vortex™ Cutting System	✓	✓	
ZeroJam™ Overfeed Prevention	✓	✓	
VoiceAssist™ Troubleshooting	✓	✓	
InfoCenter™ LCD Panel	✓	✓	
Dynamic Bin Full Indicator			
ParticleSweeper™ Waste Leveler			
T-Door Space-Saving Design		✓	
Limited Product Warranty	2 years	2 years	
Limited Cutter Warranty	7 years	7 years	
Bin Size (Gallons/Liters)	6.1 / 23.1	7.0 / 26.5	10.0 / 37.8
Separate CD/DVD Waste Bin	✓		



RCIAL SHREDDERS

...the green option



Environmentally
Preferable Packaging

For More Info

Click Here ---->



GoECOlife
16-Sheet Cross-cut
GXC180T

GoECOlife
20-Sheet Cross-cut
GXC200T

GoECOlife
30-Sheet Strip-cut
GSC3020T

GoECOlife
16-Sheet Cross-cut
GXC1620T

✓	✓		✓
✓	✓	✓	✓
✓	✓	✓	✓
✓	✓	✓	✓
	✓		✓
	✓		✓
✓	✓	✓	✓
2 years	3 years	3 years	3 years
7 years	lifetime	lifetime	lifetime
10.0 / 37.8	16.0 / 60.6	27.7 / 105.0	27.7 / 105.0
	✓	✓	✓

certification protocol which requires third-party life cycle assessment
validated renewable energy and reforestation projects. To learn



Printed on post consumer waste recycled
paper with soy-based inks.



WARNINGS



CAUTION: KEEP THIS DEVICE AWAY FROM CHILDREN AND PETS! Place the paper shredder in an area less accessible to children.



DO NOT PLACE FINGERS TOO CLOSE TO THE FEED SLOT AS SERIOUS INJURY MAY OCCUR. Paper shredders can pull children's fingers into the shredder mechanism.



AVOID GETTING LOOSE CLOTHING OR JEWELRY NEAR THE FEED SLOT.



AVOID GETTING HAIR NEAR THE FEED SLOT.



NEVER spray any aerosol-based products in or around the shredder. **NEVER** dispose of flammable chemicals, or materials that have come into contact with flammable chemicals (for example, nail polish, acetone, gasoline) in the shredder basket. **NEVER** use any petroleum based or flammable oils or lubricants in or around the machine, as some oils can combust causing serious injury. Lubricants specifically designed for shredders are acceptable.



NEVER place the shredder near water or any heat source. Avoid direct contact with water.



DO NOT SHRED PAPERS WITH PAPER CLIPS ON THEM. Please take out any paper clips from paper before shredding.



STOP USE IMMEDIATELY IF:



1. The shredder blades become wadded up with paper.
2. The shredder motor makes loud and/or irregular noises during operation.
3. The shredder blades or paper guides become bent or compromised in any way.

Continuing to operate your shredder with any of the above conditions present could be potentially dangerous.

Installation

- Refer to set-up instructions printed on carton box for proper assembly.
- Only operate this product from the type of power source indicated on the marking label. If you are not sure of the type of power available, consult an electrician.
- Make sure the electrical outlet is easily accessible from the shredder.
- Shredder must be operated only in upright position.
- To make sure the shredder has proper ventilation, place it a minimum distance of 5cm from the wall or furniture.

Safety Instructions

1. Read and follow all instructions before use. Save these instructions for later use.
2. Always turn off and unplug the machine before moving, servicing, cleaning, or anything other than normal operation. Serious injury may result. Clean shredder with a damp cloth, using a mild soap and water solution.
3. Do not use abrasives or petroleum-based cleaners.
4. Place this product as close as possible to power source for quick and easy unplugging.
5. Turn off the power switch before removing waste bin. It is advisable to disconnect the power cord before opening the shredder.
6. This product should never be placed near a radiator or other heat source.
7. Do not allow anything to rest on the power cord. Do not place the power cord where people may walk on the it.
8. If an extension cord is used with this product, make sure the total of the ampere (amps) ratings on the products plugged into the extension cord do not exceed the extension cord's ampere rating.
9. Do not attempt to service this product yourself, as in opening or removing covers may expose you to risks of getting injured. Also, doing this will void the warranty of the shredder.
10. Unplug this product and contact technical support when:
 - The power cord or plug is damaged or frayed.
 - Liquid has been spilled on the product.
 - The product has been exposed to rain.
 - The product does not operate normally even when the operating instructions are followed.
 - The product has been dropped, or the casing has been damaged.
11. This shredder should be operated only with an operator in attendance.
12. Regularly empty the waste bin so that the waste output is not impeded.
13. This machine can shred normal paper, credit cards, CDs and DVDs. However, you should shred only one of these items at a time to avoid causing an overload.

Operation

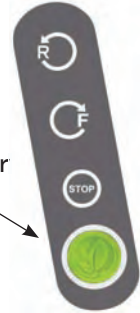
Please read operating instructions before putting shredder into operation.

TO POWER ON:


1. Connect the power cord to any standard 120V AC, 60Hz outlet.
2. Toggle the power switch to the ON position.

FOR NORMAL OPERATION:

3. Press the green power saving switch to turn ON the shredder. It will clean the paper/run automatically for 2 seconds. Depending on the model of the shredder, the LCD will display either "ON" or "AUTO". The "GoECOLife" logo will light on and the shredder is then in AUTO status. (The "GoECOLife" logo does not light up on the GMC120D model.)



or



For Commercial Shredders:



For Commercial Shredders:



4. Feed up to the maximum allowed sheets of paper for shredding into the paper feeding throat.
5. When you press the "INFO" button, it will speak from 1st voice assistance to the last one (Auto / Reverse / bin full / door open / overload / overheat). It will skip to the next message each time you press the "INFO" a button until the last message. Press the "speaker" shape button to adjust the volume.




Click Here -->

Operation (cont'd)

TO PUT INTO REVERSE MODE:

6. Press the "R" button on the control panel.

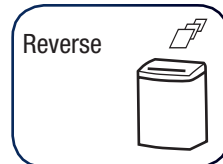
- The shredder is now in Reverse mode, and the motor will move in reverse to push out the paper sheets.
- Depending on the model of the shredder, the LCD display will look like the diagram shown.
- For assistance in the VoiceAssist™ mode, press the button "INFO" and the voice assistance will tell you which mode you are in.
- To deactivate the VoiceAssist™ mode, press the button "INFO" again.



For Commercial Shredders:



or



For Commercial Shredders:



TO PUT INTO FORWARD MODE:

7. Press the "F" button on the control panel.


- The shredder is now in forward mode, and the motor will move forward to shred paper.
- Depending on the model of the shredder, the LCD display will look like the diagram shown.



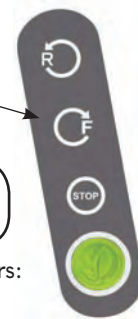
For Commercial Shredders:



or



For Commercial Shredders:



Click Here -->

Operation (cont'd)

TO PUT BACK INTO AUTO MODE:

8. Press the green GoECO™ button on the control panel.


- The shredder is now in AUTO mode, and when you insert papers into the paper throat, the shredder will start automatically.
- Depending on the model of the shredder, the LCD display will look like the diagram shown.
- For assistance in the VoiceAssist™ mode, press the button, "INFO", and the VoiceAssist™ function will announce the problem and solution.
- To deactivate the VoiceAssist™ mode, press the button "INFO" again.



For Commercial Shredders:



or




For Commercial Shredders:



FOR PAPER JAMS:

9. If you insert more than the maximum number of paper sheets allowed and jamming occurs, the machine will automatically go into reverse to push out the jammed papers.

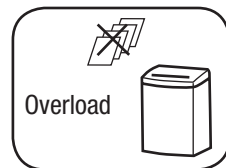
- Depending on the model of the shredder, the LCD display will look like the diagram shown.
- The Red LED light underneath the button "INFO" will flash to warn the user.
- Press the button, "INFO", and the VoiceAssist™ function will announce the problem and solution.
- To deactivate the VoiceAssist™ mode, press the button "INFO" again.



For Commercial Shredders:



or



For Commercial Shredders:



Operation (cont'd)

DYNAMIC BIN FULL:

This feature is only available on

Commercial Shredders: **IV** **VI**

10. As the shredded paper waste accumulates, the Bin-Full indicator displays the waste level progressively. There are four levels represented by four colors:

- Greenup to 1/4 capacity
- Yellow 1/2 capacity full
- Orange 3/4 capacity full
- Red Bin is full



When the waste bin is full, the shredder will not shred any more paper until the bin has been emptied.


- Depending on the model of the shredder, the LCD display will look like the diagram shown.
- The Red LED light underneath the button, "INFO", will flash to warn the user.
- Press the button, "INFO", and the VoiceAssist™ function will announce the problem and solution.
- To deactivate the VoiceAssist™ mode, press the button "INFO" again.



For Commercial Shredders:



or



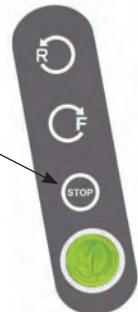
For Commercial Shredders:



TO TURN OFF:

11. There are 3 ways to stop the shredder where all power to the shredder will be shut off. This also cuts off any phantom load power leakage.

- Press the "STOP" button on the control panel.
- Toggle the power switch to "OFF" on the right side of the shredder.
- Or, do nothing, and the GoECO™ technology will turn off automatically after 5 minutes of idle time.



Operation (cont'd)

DOOR OPEN:

12. When the doors are open or ajar, the shredder will not start until the doors are completely closed.


- Depending on the model of the shredder, the LCD display will look like the diagram shown.
- The Red LED light underneath the button, "INFO", will flash to warn the user.
- Press the button, "INFO", and the VoiceAssist™ function will announce the problem and solution.



For Commercial Shredders:



or



For Commercial Shredders:



OVERHEATING:

13. During long periods of continuous shredding, the shredder's temperature will rise. When the temperature reaches the maximum allowed level, the shredder will automatically shut off the shredding motor until it has cooled to an acceptable temperature. The shredder will be ready to resume paper shredding when the motor has sufficiently cooled.

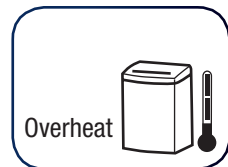
- Depending on the model of the shredder, the LCD display will look like the diagram shown.
- The Red LED light underneath the button, "INFO", will flash to warn the user.
- Press the button, "INFO", and the VoiceAssist™ function will announce the problem and solution.



For Commercial Shredders:



or



For Commercial Shredders:



[Click Here --->](#)

Limited Product Warranty

The manufacturer warrants the machine for a limited time to be free from defects in material and workmanship. If any part is found to be defective during the warranty period, your sole and exclusive remedy will be repair or replacement, at the manufacturer's option and expense, of the defective part except for the postage. It is the responsibility of the consumer to return the machine to the manufacturer.

This warranty is valid for the original consumer only with original proof of purchase and is not transferable. This warranty does not apply in cases of abuse, mishandling or unauthorized repair. ANY IMPLIED WARRANTY, INCLUDING THAT OF MERCHANTABILITY OR FITNESS FOR A PARTICULAR PURPOSE, IS HEREBY LIMITED IN DURATION TO THE APPROPRIATE WARRANTY PERIOD SET FORTH ABOVE. In no event shall the manufacturer be liable for any consequential or incidental damages attributable to this product. This warranty gives you specific legal rights. You may have other legal rights that vary.

Repairs must be performed by the manufacturer's authorized technician.

For more details, or to obtain service under this warranty, please contact us at 866-377-4771.

Please retain original proof of purchase to ensure that your product is recorded and warranty information received.

Return Instructions

1. Call 866-377-4771 for a Return Authorization Number (RA#).
2. Pack the product in its original carton, or equivalent, and clearly mark the box with the RA#.
3. Enclose a copy of the proof of purchase (receipt) showing original purchase date. Please write the RA# on the proof of purchase.
4. Ship the above to the address provided by the manufacturer with the RA #.

Call first for approval.

CONSUMERS MUST CALL 866-377-4771 TO OBTAIN A RA# IN ORDER TO RETURN A DEFECTIVE PRODUCT.

Product Registration:

Please register your new product at www.goecolife.com, or call 866-377-4771.

Contact Us:

For more information, please call 866-377-4771, or email us at info@goecolife.com.



GoECOlife™

Commercial Shredder Accessories

For More Info



Click Here ---->



GoECOlife™ Lubricant Sheets
Prolong the life of your shredder.

- Helps prevent paper jams.
- Reduces noise and paper dust.
- Applies just the right amount of lubricant every time.
- Lubricant never touches your hands.

CERTIFIED CarbonFree
—Carbonfund.org—

This product is carbon neutral. It meets Carbonfund.org's CarbonFree® Product life cycle assessment of the product's carbon footprint, and carbon reductions in support of reforestation projects. To learn more, visit www.carbonfund.org/products.



GoECOlife™

DIRECTION FOR USE

1. Remove the lubricant sheet from the package and place it on a flat surface.
2. Hold the sheet by the top edge and pull it across the rollers of the shredder.
3. The lubricant will be applied to the rollers.

WARNING! DO NOT OPEN OR TEAR LUBRICANT SHEET PRIOR TO USE. DO NOT INSERT LUBRICANT SHEET & PAPER.

Insert sheets into shredder in this direction.

Click Here --->


GoECOlife™

Clear Shredder Bags Waste Liners

Ideal for use with most paper shredders or waste baskets.



**100% BIODEGRADABLE
100% COMPOSTABLE***



- **3-DIMENSIONAL DESIGN**
Maximizes capacity while using less material.
- **CUSTOM FIT**
Accommodates virtually any basket size.
- **WITH DRAWSTRING**
Bags can be snugly secured to rim of basket.
- **DURABLE**
Heavyweight construction will not tear.



12 liners
1.0 MIL thickness

Size	Item #	Capacity	Dimensions (L x W x H)	Fits Basket (gal.)
A	GBL-0612A	6.7 gal (25.5 L)	12 x 10 x 13 in. (305 x 254 x 330 mm)	2 - 5
B	GBL-1012B	10.9 gal (41.6 L)	14 x 11 x 16 in. (356 x 279 x 419 mm)	3.5 - 8
C	GBL-1512C	15.5 gal (58.5 L)	15 x 12 x 20 in. (380 x 305 x 508 mm)	7 - 10
D	GBL-2212D	22.5 gal (85.1 L)	17 x 13 x 24 in. (430 x 330 x 600 mm)	12 - 20
E	GBL-3212E	32.7 gal (123.7 L)	19 x 16 x 25 in. (480 x 406 x 635 mm)	20 - 25

 **PACKAGE MADE FROM 90% POST-CONSUMER WASTE.**

*Meets ASTM D6400 and EN 13432 standards. Designed to be composted in a professionally managed facility. Not available in all communities. Please check with your local officials.

FOR MORE INFORMATION:
866.377.4771


www.goecolife.com

GoECOlife™ Lubricant Sheets

Prolong the life of your shredder.



*This product is carbon neutral. It meets Carbonfund.org's CarbonFree® Product Certification protocol which requires third-party life cycle assessment of the product's carbon footprint, and carbon reductions in support of third-party validated renewable energy and reforestation projects. To learn more, visit www.carbonfund.org/products.



- Helps prevent paper jams.
- Reduces noise and paper dust.
- Applies just the right amount of lubricant every time.
- Lubricant never touches your hands.

FOR MORE INFORMATION:
866.377.4771

www.goecolife.com

For More Info

Click Here --->





For More Info

Click Here --->

